

2803/304
PATTERN CONSTRUCTION III
AND GRADING TECHNIQUES II
PRACTICAL
Oct./Nov. 2019
Time: 4 hours



THE KENYA NATIONAL EXAMINATIONS COUNCIL

DIPLOMA IN FASHION DESIGN AND CLOTHING TECHNOLOGY

MODULE III

PATTERN CONSTRUCTION III AND GRADING
TECHNIQUES II PRACTICAL

4 hours

INSTRUCTIONS TO CANDIDATES

You should have the following items for this examination:

- (i) $\frac{1}{4}$ scale metric ruler/square;
- (ii) French curves;
- (iii) white plain papers size A4 (photocopying type);
- (iv) pencil (2 H);
- (v) rubber/eraser;
- (vi) glue/sellotape;
- (vii) a pair of paper scissors;
- (viii) paper pins;
- (ix) tracing wheel/ a pair of compasses;
- (x) tracing paper;
- (xi) 30 cm ruler.

All stages of pattern development must be clearly shown.
All measurements used at all grading points must be indicated.

This paper consists of 4 printed pages.

Candidates should check the question paper to ascertain that all the pages are printed as indicated and that no questions are missing.

TASKS

1. Using the measurements provided, draft the gents' trouser block.

(35 marks)

Measurements

Seat	102 cm
Waist	82 cm
Bodyrise	28 cm
Inside leg	75 cm
Bottom width	25 cm


2. Trace out the skirt blocks provided and develop final patterns for the culottes style sketched below.

(86 marks)

NB: Omit seam and hem allowances

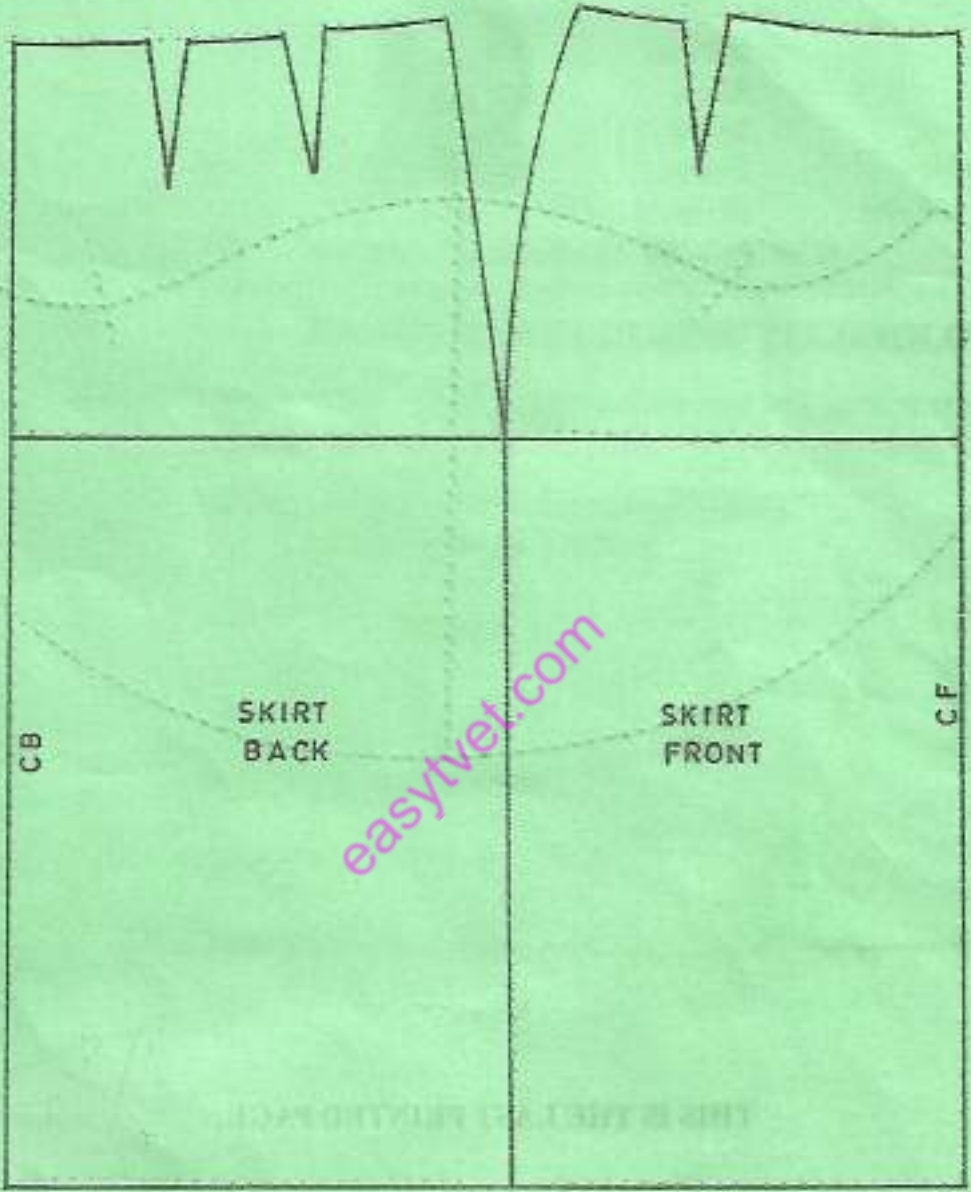


FRONT VIEW



BACK VIEW

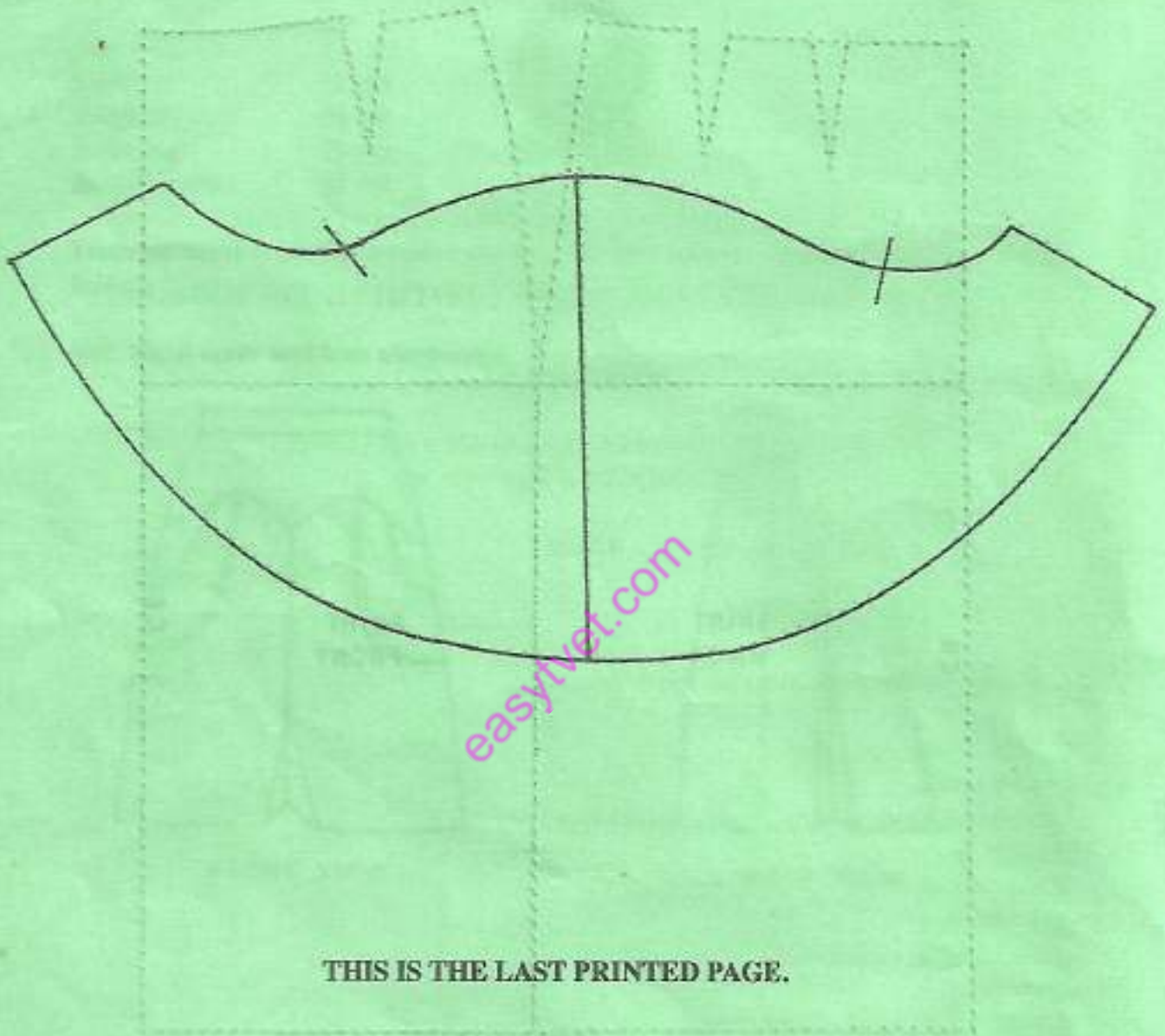
SKIRT BLOCKS



3. Trace out the flared sleeve provided and grade one size up.

(19 marks)

FLARED SLEEVE



THIS IS THE LAST PRINTED PAGE.